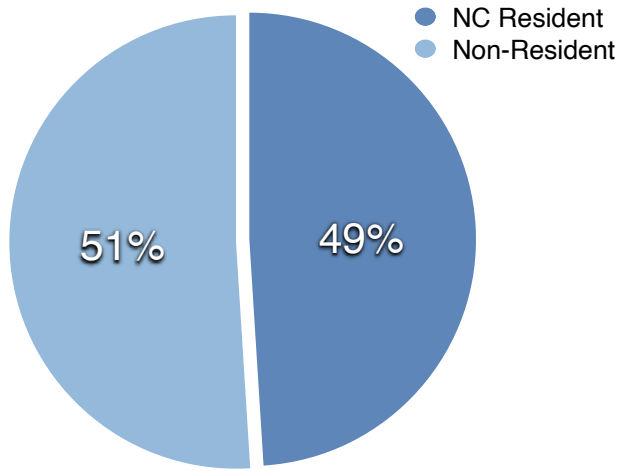


## MASTER OF SCIENCE IN ANALYTICS ENROLLMENT REPORT – CLASS OF 2009

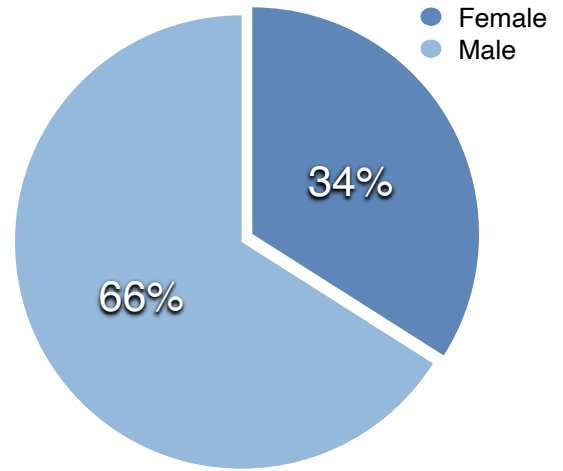
ENROLLMENT SUMMARY	
Applications for admission received:	62
Applicants offered admission:	40
Acceptance rate:	65%
Number of candidates enrolled:	35
Enrollment rate:	88%
U.S. citizens/permanent residents enrolled:	63%
North Carolina residents enrolled:	49%
Women enrolled:	34%
Countries of origin of enrolled students:	10
Number of years since undergraduate degree:	3
Average undergraduate grade point average (GPA):	3.41
Graduated with academic honors:	31%
Previously employed full-time (3 or more years):	54%
Average age / median age:	29 / 27
Range in age:	22 – 51
Results reported as of June 15, 2008.	

## BASIC DEMOGRAPHICS – MSA CLASS OF 2009

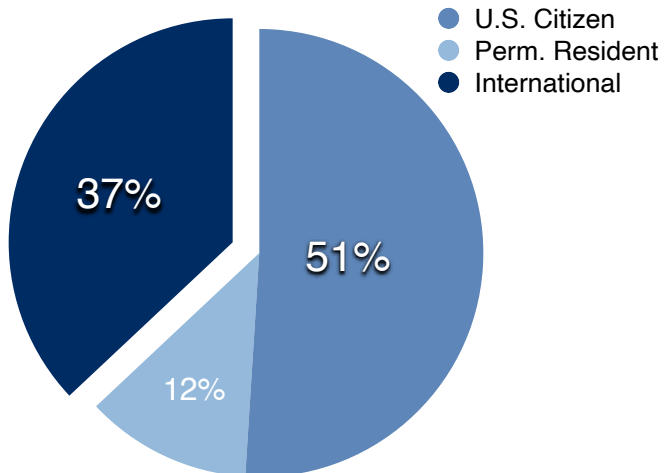
### RESIDENCY



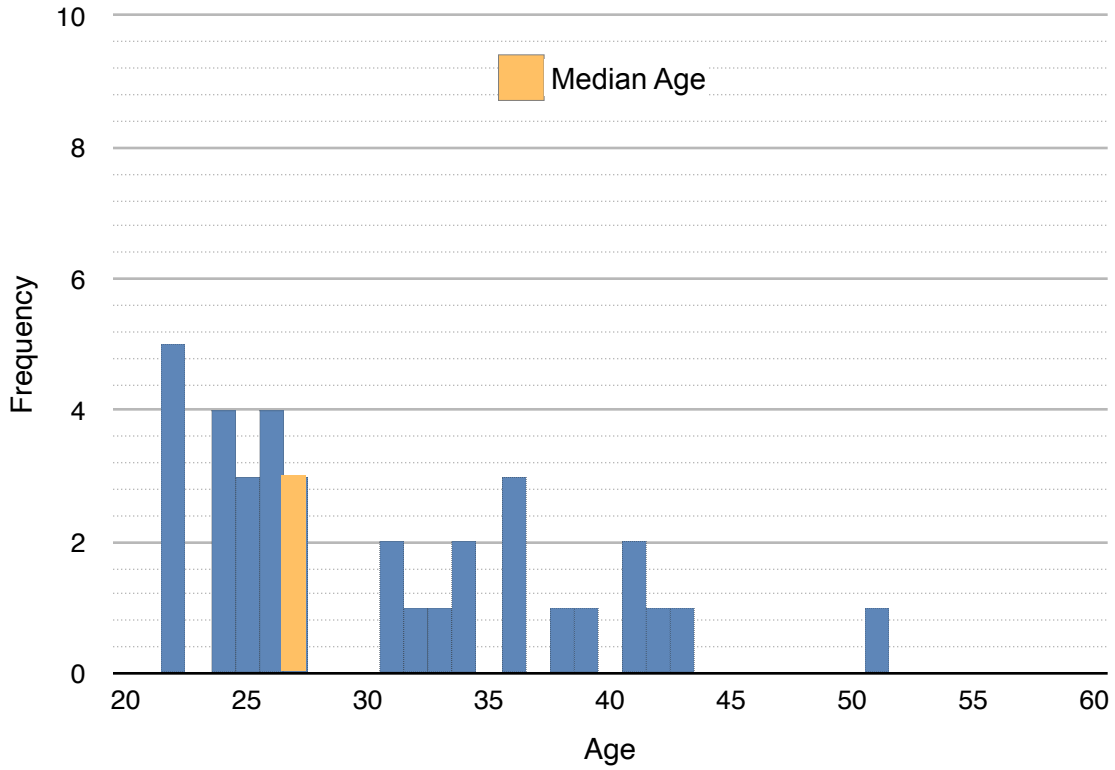
### GENDER



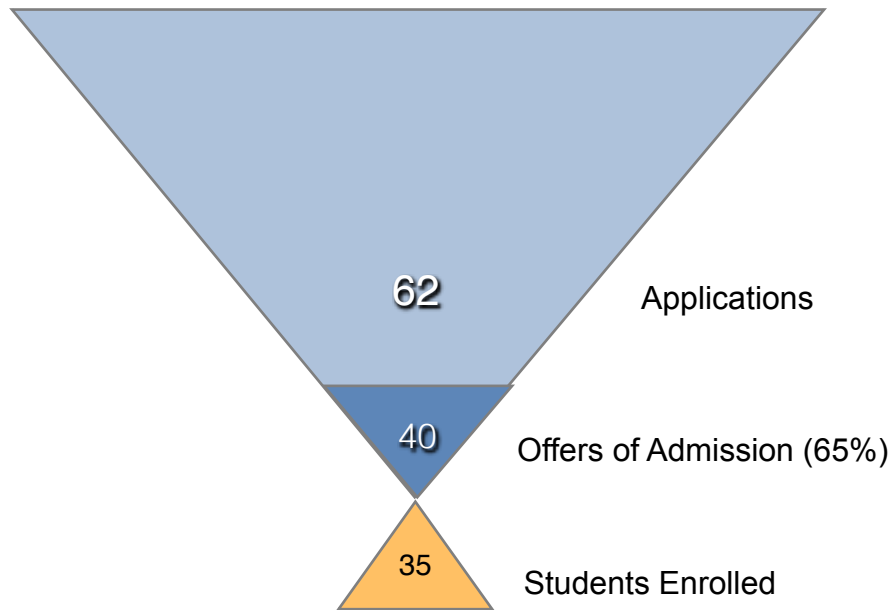
### CITIZENSHIP



### AGE DISTRIBUTION – MSA CLASS OF 2009



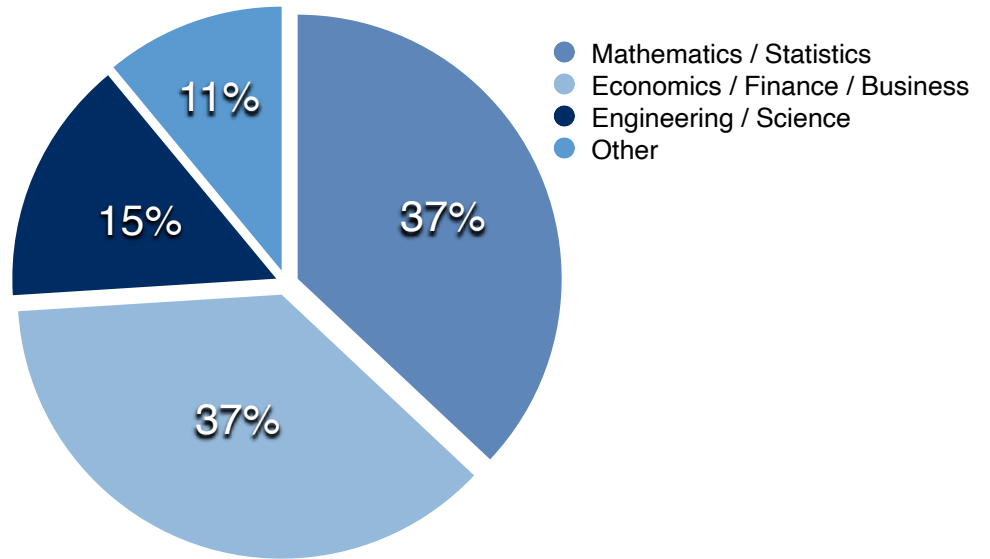
### ADMISSIONS FUNNEL – MSA CLASS OF 2009



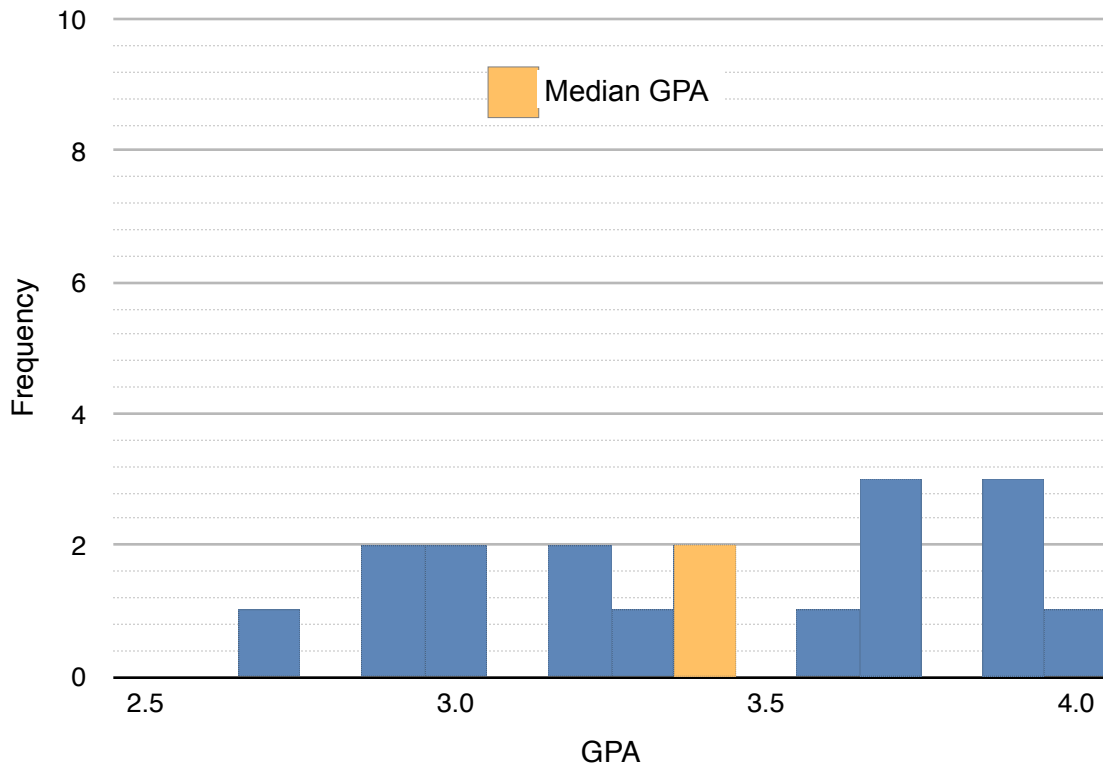
**UNDERGRADUATE SCHOOLS ATTENDED  
MSA CLASS OF 2009**

Appalachian State University  
Bauman Moscow State University, Russia  
Birla Institute of Technology, India  
Calcutta University, India  
Central University for Nationalities, China  
College of Charleston  
Delhi University, India  
DePaul University  
Federal University of Bahia, Brazil  
Georgia Institute of Technology  
Indian Institute of Technology Bombay  
Meredith College  
NC State University  
PES Institute, India  
Pontificia Universidad Catolic, Peru  
Pontificia Universidad Javeriana, Colombia  
Southern Polytech State University  
St. Xavier College, India  
Tsinghua University, China  
University of Dhaka, Bangladesh  
University of Kentucky Lexington  
University of Missouri Columbia  
University of North Carolina Chapel Hill  
University of North Carolina Charlotte  
Virginia Tech  
Xuzhou Normal University, China  
Yangzhou University, China

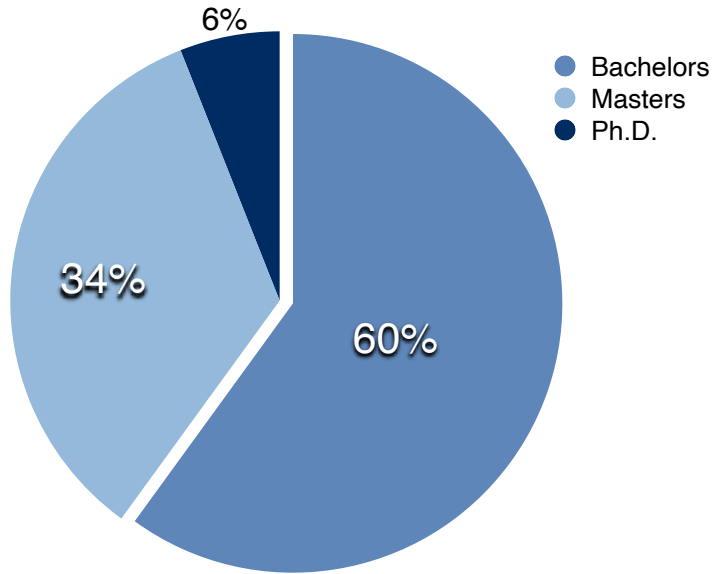
**UNDERGRADUATE MAJOR  
MSA CLASS OF 2009**



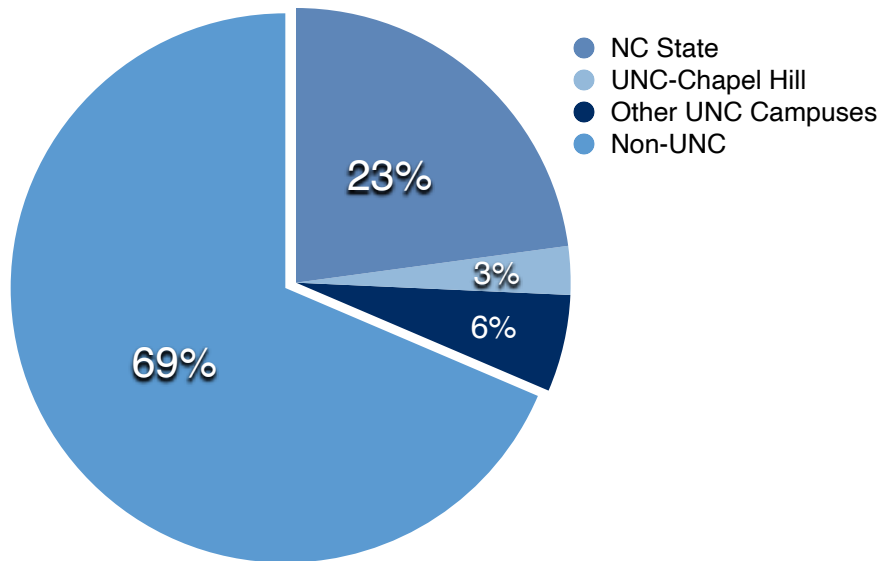
**GRADE POINT AVERAGE (GPA) DISTRIBUTION  
MSA CLASS OF 2009**



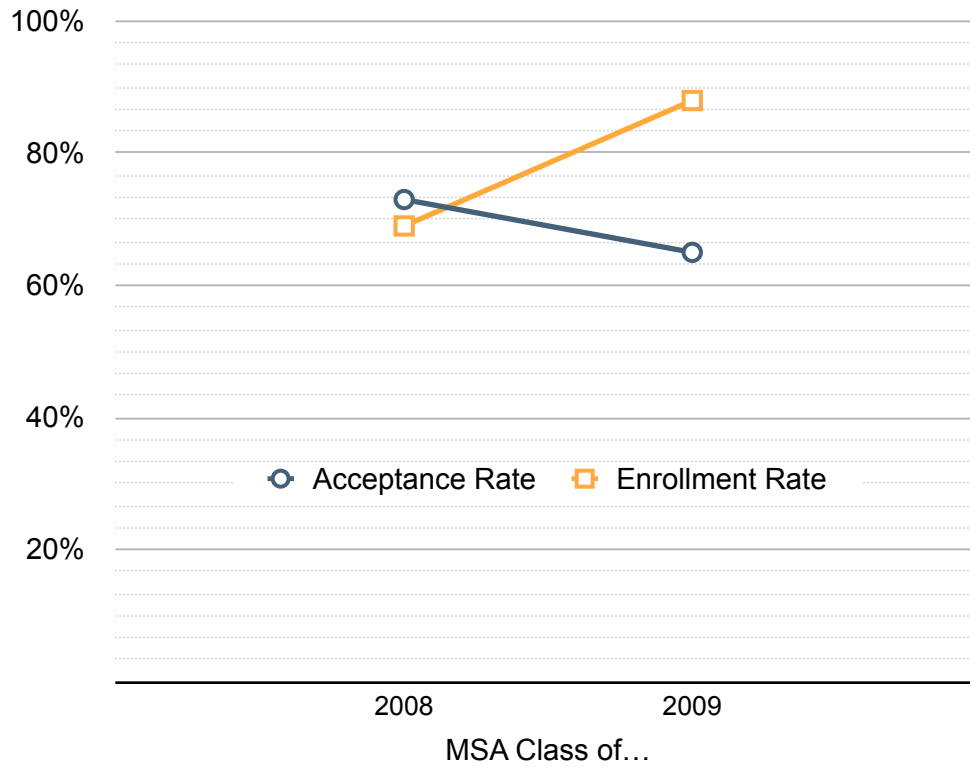
**HIGHEST DEGREE ATTAINMENT  
MSA CLASS OF 2009**



**UNC SYSTEM GRADUATES  
MSA CLASS OF 2009**



## RECENT TRENDS IN ACCEPTANCE RATE AND ENROLLMENT RATE

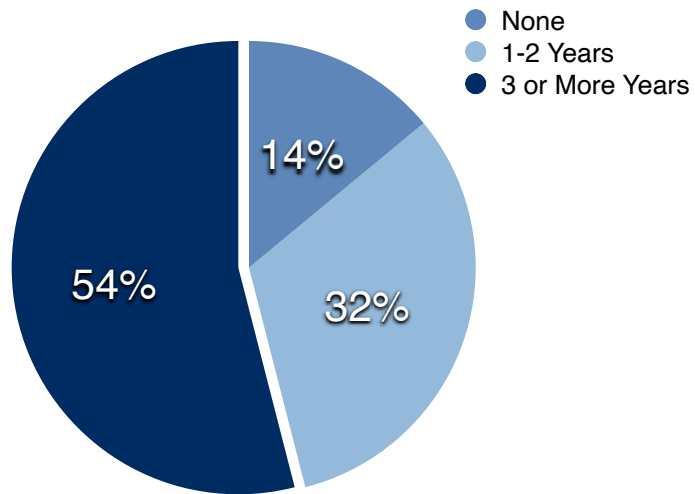


### COUNTRIES OF ORIGIN MSA CLASS OF 2009

- |  |  |
|--|--|
| <ul style="list-style-type: none"> <li>• Bangladesh</li> <li>• Brazil</li> <li>• China</li> <li>• Colombia</li> <li>• Eritrea</li> </ul> | <ul style="list-style-type: none"> <li>• India</li> <li>• Peru</li> <li>• Romania</li> <li>• Russia</li> <li>• U.S.A.</li> </ul> |
|--|--|



**PRIOR WORK EXPERIENCE  
MSA CLASS OF 2009**



<b>ADMISSIONS TIMETABLE – MSA CLASS OF 2010</b>	
Applications open	June 1
1st round decisions by:	December 1
International student application deadline:	December 15
2nd round application deadline:	February 1
2nd round decisions completed:	March 15
Final round application deadline:	April 1
Final round decisions completed:	May 15
Program begins:	June 2009

Source URL: [analytics.ncsu.edu/reports/enrollment/MSA2009.pdf](http://analytics.ncsu.edu/reports/enrollment/MSA2009.pdf)

<http://analytics.ncsu.edu>

**NC STATE UNIVERSITY**